

Market Information

The Economist Intelligence Unit (EIU) forecasts two consecutive years of economic contraction, - 4.5% in 2019 and -4.8% in 2020, as a result of the evolution of the oil price and the small changes made for economic diversification by of the Angolan government. EIU analysts anticipate continued pressure on the Kwanza depreciation - reaching USD/AOA 361.9 in 2023, and also foresees that inflation will continue high, rising to 22.8% this year, and slowly going down to around 11.45 % by 2023.

The Ministry of Petroleum and Mineral Resources said that oil exports, for the first Quarter of 2019, amounted to a gross revenue of approximately USD 7.55 million. With an average of 119.79 million barrels exported monthly at the weighted average price of USD 63.06 per barrel. Compared to Ministry of Finance data for Q1 2018, it is clear that the sector contracted in all respects, in particular export revenues, -15% compared to 1Q of 2018 (USD 8.89 million). The National Agency for Oil, Gas and Biofuels (ANPG) has officially become the new concessionaire of the oil sector, since April 18. Based on Law 5/19 - which changes the Law of Petroleum Activities, ANPG is now responsible for regulating, supervising and promoting oil activities and contracting operations, in the field of hydrocarbon - functions formerly carried out by state oil company Sonangol. In the international market, Brent hit October highs - USD 75, after the US announced it will apply sanction to all countries buying Iranian oil from 2nd of May.

In the foreign exchange market, the week was marked by the appreciation of the Kwanza against the Euro by 0.64% (EUR / AOA 359.0 7 days ago), as a result of the Euro rising against the Dollar. It is being traded today for EUR / AOA 356.7, which amounts to 31.65% year-on-year depreciation of the Kwanza against the euro. Angola has signed a Technical Assistance Agreement with the US Treasury Department to improve money laundering and prevent terrorist financing, which aims to improve the operational capabilities of the Financial Intelligence Unit and the police and justice departments.

Macroeconomic Forecasts

Indicator	2018*	2019**	2020**
GDP change (%)	-1.7	2.3	2.7
Average Inflation (%)	19.6	16.4	14.7
Current Account (% GDP)	7.0	0.3	0.6

*GDP - IMF forecast; Inflation - INE; Current Account - BNA with BFA calc.
** Average of forecasts from Bloomberg

Sovereign Rating

Rating Agency	Rating	Outlook	Last change
Fitch	B	Stable	25/04/18
Moody's	B3	Stable	27/04/18
Standard & Poor's	B-	Negative	08/02/19

Monetary and ForEx data

	26/04/19	7 days (p.p./%)	Change YTD (p.p./%)	12 months (p.p./%)
LUIBOR O/N	15.73%	0.00	-1.02	-4.32
USD/AOA	320.25	0.38%	3.77%	43.99%
AOA/USD	0.0031	-0.38%	-3.63%	-30.55%
EUR/AOA	356.71	-0.64%	1.05%	31.65%
EUR/USD	1.11	-1.00%	-2.91%	-8.01%
USD/ZAR	14.41	2.51%	0.46%	16.25%

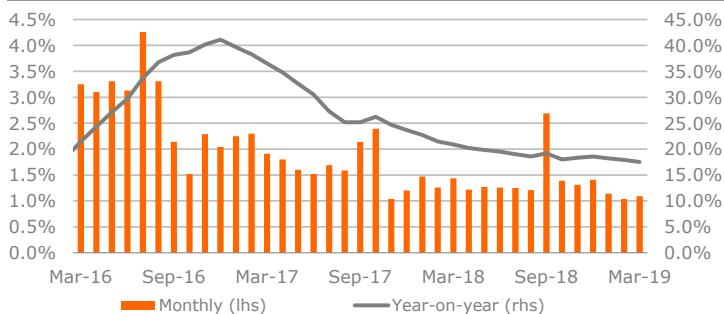
*Change of USD/AOA (or EUR/AOA) shows the appreciation/depreciation of the USD (or EUR) against the Kwanza; the change of AOA/USD shows the appreciation/depreciation of the Kwanza against the USD.

Weekly auctions of Treasury bonds and bills

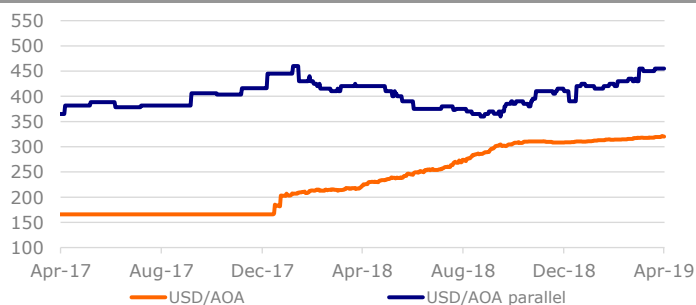
Maturity	Rate	Supply	Demand	Allocated
BT (6 months)	16.30%	25,000	23,381	11,835
BT (12 months)	17.95%	28,965	28,965	11,472
OT (2 years)	22.00%	30,000	9,414	9,414
OT (3 years)	23.00%	30,000	4,785	4,785
OT (4 years)	22.00%	30,000	9,400	9,400

BT are treasury bills, OT are treasury bonds; Note: amounts (except for the rate) are in million Kwanza. USD OT in million Dollars * Bond linked to the exchange rate ** Bond linked to treasury bills

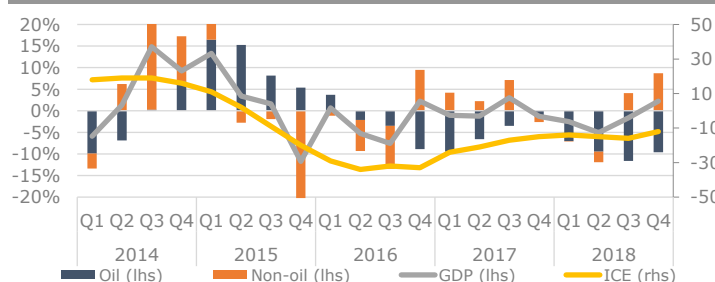
Inflation



Exchange rate (official and parallel)



Annual GDP growth and contributions



*Statistical proxy

Oil price (Brent Angola) and Eurobond 2025 price



Sources: Bloomberg, BNA, INE, Finance Ministry