

Market Information

The Economic Climate Indicator improved 16 points in the last 3 months of 2020, but still remains in negative territory - it had scored at -24 points in Q3 2020. The Construction and Retail sectors (the largest in non-oil GDP) rose by 11 and 19 points, respectively. Oppositely, the transport and communication sector saw declines of 7 and 8 points. The behaviour of the indicator confirms the expectation of a year-on-year decline in GDP in the last quarter of 2020, although less markedly than in the previous quarter.

According to INE, the trade balance of goods showed a larger surplus in Q4 2020, at AOA 2.08 trillion (Tn), about USD 3.2 billion (Bn). In the previous quarter, the surplus stood at AOA 1.77Tn, or USD 3.0Bn. The improvement resulted from the increase in the value of exports, to AOA 3.75Tn (USD 5.8Bn), compared to AOA 3.12Tn (USD 5.3Bn) recorded in Q3 2020. In year-on-year terms, this translated into reduction of 34.8%, in Dollars terms. Imports stood at AOA 1.67Tn - USD 2.6Bn, 12.6% less than in the same quarter of 2019. It should be noted that the decrease in imports was particularly sharp in consumer goods (-31.1%). **INE informed that the first Agribusiness and Fisheries Census will begin tomorrow, likely lasting until 2022, in a project financed by the World Bank.**

Last week, the 2nd instalment of a budget support loan to Angola was approved by the World Bank, to the tune of USD 700 million. The first tranche, of USD 500 million, was disbursed in 2019. Similarly to the IMF's EFF, this financing is conditional on compliance with measures defined in 2 pillars of action: Strengthening the country's institutional and macroeconomic environment and Protection of the poorest and most vulnerable.

The Quantum Consortium, made up of three American companies and one Angolan firm, won the international tender for the construction of the Soyo Refinery. According to the statement, the refinery is expected to process 100,000 barrels of oil per day, corresponding to 37% of the country's needs.

According to Jornal Expansão, the 10 largest depositors of Banco Económico are expected to become shareholders of the bank in exchange for 35% of deposits. The newspaper clarifies that the process was triggered by the central bank, being described by sources cited by the newspaper as the only solution to solve the capital needs of the bank.

Market Information

Indicator	2020*	2021**	2022**
GDP change (%)	-5.6	3.4	6.5
Average Inflation (%)	22.3	19.4	19.4
Current Account (% GDP)	2.9	11.3	7.0

*Inflation - INE; Current Account, GDP - BFA forecast
**BFA forecasts

Sovereign Rating

Rating Agency	Rating	Outlook	Last change
Fitch	CCC	-	04/09/20
Moody's	Caa1	Stable	08/09/20
Standard & Poor's	CCC+	Stable	26/03/20

Monetary and ForEx data*

	19/03/21	7 days (p.p./%)	Change YTD (p.p./%)	12 months (p.p./%)
LUIBOR O/N	5.38%	0.00	-4.87	-10.55
USD/AOA	621.2	1.02%	-4.42%	19.77%
AOA/USD	0.00161	-1.01%	4.63%	-16.51%
EUR/AOA	739.4	0.87%	-7.19%	32.67%
EUR/USD	1.190	-0.46%	-2.60%	11.28%
USD/ZAR	14.71	-1.60%	0.12%	-15.77%

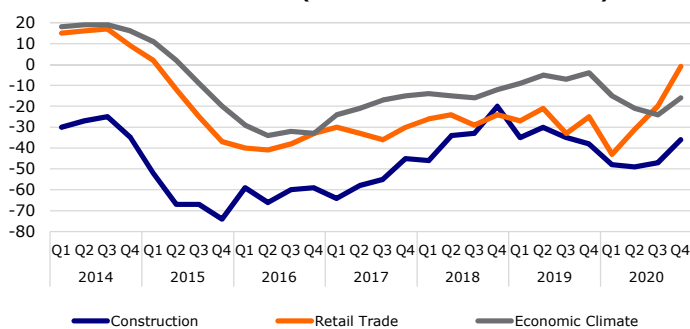
*Change of USD/AOA (or EUR/AOA) shows the appreciation/depreciation of the USD (or EUR) against the Kwanzas; the change of AOA/USD shows the appreciation/depreciation of the Kwanzas against the USD.

Auctions of Treasury bonds and bills last week

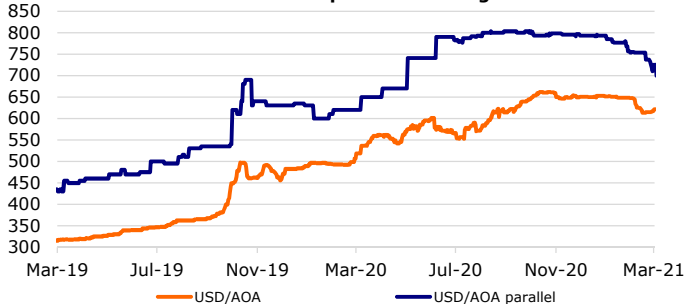
Maturity	Rate	Supply	Demand	Allocated
OT USD (2 years)	3.7%	10	6	6
OT (1 year)	23.8%	20,000	7,033	7,033
OT (2 years)	24.5%	15,419	2,291	2,291
OT (3 years)	24.7%	12,674	7,618	7,618
OT (4 years)	24.8%	14,739	6,256	6,256
OT (5 years)	25.0%	20,000	1,500	1,500

BT are treasury bills, OT are treasury bonds; Note: amounts (except for the rate) are in million Kwanzas. USD OT in million Dollars * Bond linked to the exchange rate ** Bond linked to treasury bills

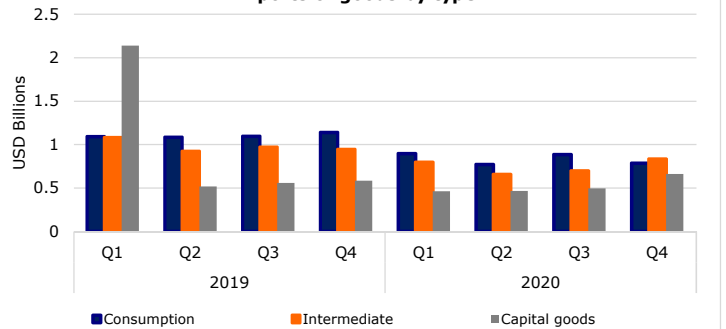
Economic Sentiment (Construction and Retail Trade)



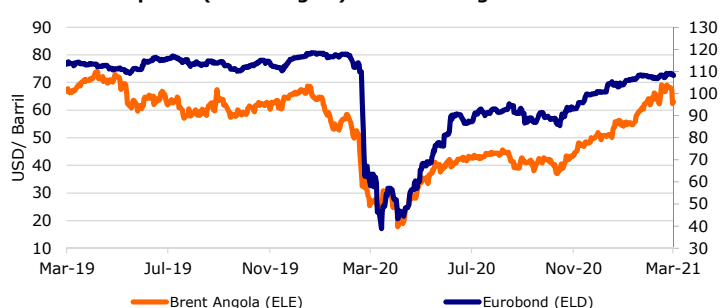
Official and parallel exchange rate



Imports of goods by type



Oil prices (Brent Angola) and 2025 Angola Eurobond



Sources: Bloomberg, BNA, INE, Finance Ministry, OPEC